

# YOUR ONESURVEY HOME REPORT

---

## ADDRESS

---

The Sheiling  
Carrbridge  
PH23 3AS

## PREPARED FOR

---

Agnes Leitch

## INSPECTION CARRIED OUT BY:



## SELLING AGENT:



## HOME REPORT GENERATED BY:



# Document Index

| Document                      | Status           | Prepared By          | Prepared On |
|-------------------------------|------------------|----------------------|-------------|
| Index of Documents            |                  |                      |             |
| <u>Single Survey</u>          | Final            | D M Hall - Inverness | 01/06/2023  |
| <u>Mortgage Certificate</u>   | Final            | D M Hall - Inverness | 01/06/2023  |
| <u>Property Questionnaire</u> | Final            | Mrs. Agnes Leitch    | 17/05/2023  |
| <u>EPC</u>                    | File<br>Uploaded | D M Hall - Inverness | 02/06/2023  |

## Important Notice:

This report has been prepared for the purposes and use of the person named on the report. In order to ensure that you have sight of a current and up to date copy of the Home Report it is **essential** that you visit [www.onesurvey.org](http://www.onesurvey.org) (free of charge) to download a copy personalised in your own name. This enables both Onesurvey and the Surveyor to verify that you have indeed had sight of the appropriate copy of the Home Report prior to your purchasing decision. This personalised report can then be presented to your legal and financial advisers to aid in the completion of your transaction. **Failure to obtain a personalised copy may prevent the surveyor having any legal liability to you as they will be unable to determine that you have relied on this report prior to making an offer to purchase.**

Neither the whole, nor any part of this report may be included in any published document, circular or statement, nor published in any way without the consent of Onesurvey Ltd. Only the appointed Chartered Surveyor can utilise the information contained herein for the purposes of providing a transcription report for mortgage/loan purposes.

P A R T 1 .

# SINGLE SURVEY

---

A report on the condition of the property, with categories  
being rated from 1 to 3.



# Single Survey

Survey report on:

|                           |          |
|---------------------------|----------|
| <b>Surveyor Reference</b> | IS230970 |
|---------------------------|----------|

|                 |                   |
|-----------------|-------------------|
| <b>Customer</b> | Mrs. Agnes Leitch |
|-----------------|-------------------|

|                        |  |
|------------------------|--|
| <b>Selling address</b> | The Sheiling<br>Carrbridge<br>PH23 3AS |
|------------------------|--|

|                           |            |
|---------------------------|------------|
| <b>Date of Inspection</b> | 25/05/2023 |
|---------------------------|------------|

|                    |   |
|--------------------|---|
| <b>Prepared by</b> | Colin MacGregor, BSc (Hons) MRICS<br>D M Hall - Inverness |
|--------------------|---|

# **SINGLE SURVEY TERMS AND CONDITIONS (WITH MVR)**

## **PART 1 - GENERAL**

### **1.1 THE SURVEYORS**

The Seller has engaged the Surveyors to provide the Single Survey Report and a generic Mortgage Valuation Report for Lending Purposes. The Seller has also engaged the Surveyors to provide an Energy Report in the format prescribed by the accredited Energy Company.

The Surveyors are authorised to provide a transcript or retype of the generic Mortgage Valuation Report on to Lender specific pro-forma. Transcript reports are commonly requested by Brokers and Lenders. The transcript report will be in the format required by the Lender but will contain the same information, inspection date and valuation figure as the generic Mortgage Valuation Report and the Single Survey. The Surveyors will decline any transcript request which requires the provision of information additional to the information in the Report and the generic Mortgage Valuation Report until the Seller has conditionally accepted an offer to purchase made in writing.

Once the Seller has conditionally accepted an offer to purchase made in writing, the Purchaser's lender or conveyancer may request that the Surveyors provide general comment on standard appropriate supplementary documentation. In the event of a significant amount of documentation being provided to the Surveyors, an additional fee may be incurred by the Purchaser. Any additional fee will be agreed in writing.

If information is provided to the Surveyors during the conveyancing process which materially affects the valuation stated in the Report and generic Mortgage Valuation Report, the Surveyors reserve the right to reconsider the valuation. Where the Surveyors require to amend the valuation in consequence of such information, they will issue an amended Report and generic Mortgage Valuation Report to the Seller. It is the responsibility of the Seller to ensure that the amended Report and generic Mortgage Valuation Report are transmitted to every prospective Purchaser.

The individual Surveyor will be a member of the Royal Institution of Chartered Surveyors who is competent to survey, value and report upon Residential Property.<sup>1</sup>

If the Surveyors have had a previous business relationship within the past two years with the Seller or Sellers Agent or relative to the property, they will be obliged to indicate this by ticking the adjacent box.



The Surveyors have a written complaints handling procedure. This is available from the offices of the Surveyors at the address stated.

### **1.2 THE REPORT**

The Surveyors will not provide an amended Report on the Property, except to correct factual inaccuracies.

---

<sup>1</sup> Which shall be in accordance with the current RICS Valuation Standards (the Red Book) and RICS Codes of Conduct

The Report will identify the nature and source of information relied upon in its preparation.

The Surveyor shall provide a Market Value of the Property, unless the condition of the Property is such that it would be inappropriate to do so. A final decision on whether a loan will be granted rests with the Lender who may impose retentions in line with their lending criteria. The date of condition and value of the property will be the date of inspection.

To date, Purchasers have normally obtained their own report from their chosen Surveyor. By contrast, a Single Survey is instructed by the Seller and made available to all potential Purchasers in expectation that the successful Purchaser will have relied upon it. The Royal Institution of Chartered Surveyors rules require disclosure of any potential conflict of interest when acting for the Seller and the Purchaser in the same transaction. The Single Survey may give rise to a conflict of interest and if this is of concern to any party they are advised to seek their own independent advice.

The Report and any expressions or assessments in it are not intended as advice to the Seller or Purchaser or any other person in relation to an asking price or any other sales or marketing decisions.

The Report is based solely on the Property and is not to be relied upon in any manner whatsoever when considering the valuation or condition of any other property.

If certain minor matters are mentioned in the Report it should not be assumed that the Property is free of other minor defects.

Neither the whole nor any part of the Report may be published in any way, reproduced or distributed by any party other than the Seller, prospective purchasers and the Purchaser and their respective professional advisers without the prior written consent of the Surveyors.

### **1.3 LIABILITY**

The Report is prepared with the skill and care reasonably to be expected of a competent residential surveyor who is a member of the Royal Institution of Chartered Surveyors.

The Report is addressed to the Seller and was prepared in the expectation that it (or a complete copy) along with these Terms and Conditions (or a complete copy) would (or, as the case might be, would have been) be disclosed and delivered to

- the Seller;
- any person(s) noting an interest in purchasing the Property from the Seller;
- any person(s) who make(s) (or on whose behalf is made) an offer to purchase the Property, whether or not that offer is accepted by the Seller;
- the Purchaser; and
- the professional advisers of any of these.

The Surveyors acknowledge that their duty of skill and care in relation to the Report is owed to the Seller and to the Purchaser. The Surveyors accept no responsibility or liability whatsoever in relation to the Report to persons other than the Seller and the Purchaser. The Seller and Purchaser should be aware that if a Lender seeks to rely on this Report they do so at their own risk. In particular, the Surveyors accept no responsibility or liability whatsoever to any Lender in relation to the Report. Any such Lender relies upon the Report entirely at their own risk.

#### **1.4 GENERIC MORTGAGE VALUATION REPORT**

The Surveyors undertake to the Seller that they will prepare a generic Mortgage Valuation Report, which will be issued along with the Single Survey. It is the responsibility of the Seller to ensure that the generic Mortgage Valuation Report is provided to every potential Purchaser.

#### **1.5 TRANSCRIPT MORTGAGE VALUATION FOR LENDING PURPOSES**

The Surveyors undertake that on being asked to do so by a prospective purchaser, or his/her professional advisor or Lender, they will prepare a Transcript Mortgage Valuation Report for Lending Purposes on terms and conditions to be agreed between the Surveyors and Lender and solely for the use of the Lender and upon which the Lender may rely. The decision as to whether finance will be provided is entirely a matter for the Lender. The Transcript Mortgage Valuation Report will be prepared from information contained in the Report and the generic Mortgage Valuation Report. 2

#### **1.6 INTELLECTUAL PROPERTY**

All intellectual property rights whatsoever (including copyright) in and to the Report, excluding the headings and rubrics, are the exclusive property of the Surveyors and shall remain their exclusive property unless they assign the same to any other party in writing.

#### **1.7 PAYMENT**

The Surveyors are entitled to refrain from delivering the Report to anyone until the fee and other charges for it notified to the Seller have been paid. Additional fees will be charged for subsequent inspections and Reports.

#### **1.8 CANCELLATION**

The Seller will be entitled to cancel the inspection by notifying the Surveyor's office at any time before the day of the inspection.

The Surveyor will be entitled not to proceed with the inspection (and will so report promptly to the Seller) if after arriving at the property, the Surveyor concludes that it is of a type of construction of which the surveyor has insufficient specialist knowledge to be able to provide the inspection satisfactorily. The Surveyor will also be entitled not to proceed if after arriving at the property, the surveyor concludes that the property is exempt under Part 3 of The Housing (Scotland) Act 2006 as detailed in the (Prescribed Documents) Regulations 2008. If there is a potential threat to their health or personal safety, the inspection may be postponed or cancelled, at the Surveyor's discretion.

In the case of cancellation or the inspection not proceeding, the Surveyor will refund any fees paid by the Seller for the inspection and Report, except for

expenses reasonably incurred and any fee due in light of the final paragraph of this section.

In the case of cancellation by the Seller, for whatever reason, after the inspection has taken place but before a written report is issued, the Surveyor will be entitled to raise an Invoice equivalent to 80% of the agreed fee.

## **1.9 PRECEDENCE**

If there is any incompatibility between these Terms and Conditions and the Report, these Terms and Conditions take precedence.

## **1.10 DEFINITIONS**

- the "Lender" is the party who has provided or intends or proposes to provide financial assistance to the Purchaser towards the purchase of the Property and in whose favour a standard security will be granted over the Property;
- the "Transcript Mortgage Valuation Report for Lending Purposes" means a separate report, prepared by the Surveyor, prepared from information in the Report and the generic Mortgage Valuation Report, but in a style and format required by the Lender. The Transcript Mortgage Valuation Report for Lending Purposes will be prepared with the skill and care reasonably to be expected from a surveyor who is a member of the Royal Institution of Chartered Surveyors and who is competent to survey, value and report on the Property;
- the "Generic Mortgage Valuation Report" means a separate report, prepared by the Surveyor from information in the Report but in the Surveyor's own format.
- the "Market Value" is *The estimated amount for which a property should exchange on the date of valuation between a willing buyer and a willing seller in an arm's-length transaction after proper marketing wherein the parties had each acted knowledgeably, prudently and without compulsion*
- the "Property" is the property which forms the subject of the Report;
- the "Purchaser" is the person (or persons) who enters into a contract to buy the Property from the Seller;
- a "prospective Purchaser" is anyone considering buying the Property.
- the "Report" is the report, of the kind described in Part 2 of these Terms and Conditions and in the form set out in part 1 of Schedule 1 of the Housing (Scotland) Act 2006 (Prescribed Documents) Regulations 2008;
- the "Seller" is/are the proprietor(s) of the Property;
- the "Surveyor" is the author of the Report on the Property; and

---

<sup>2</sup> Which shall be in accordance with the current RICS Valuation Standards (the Red Book) and RICS Rules of Conduct.



- the "Surveyors" are the firm or company of which the Surveyor is an employee, director, member or partner (unless the Surveyor is not an employee, director, member or partner, when the "Surveyors" means the Surveyor) whose details are set out at the head of the Report.
- the "Energy Report" is the advice given by the accredited Energy Company, based on information collected by the Surveyor during the Inspection, and also includes an Energy Performance Certificate, in a Government approved format.

## **PART 2 – DESCRIPTION OF THE REPORT**

### **2.1 THE SERVICE**

The Single Survey is a Report by an independent Surveyor, prepared in an objective way regarding the condition and value of the Property on the day of the inspection, and who is a member of the Royal Institution of Chartered Surveyors. It includes an Energy Report as required by Statute and this is in the format of the accredited Energy Company. In addition, the Surveyor has agreed to supply a generic Mortgage Valuation Report.

### **2.2 THE INSPECTION**

The Inspection is a general surface examination of those parts of the Property which are accessible: in other words, *visible and readily available for examination from ground and floor levels, without risk of causing damage to the Property or injury to the Surveyor.*

All references to visual inspection refer to an inspection from within the property at floor level and from ground level within the site and adjoining public areas, without the need to move any obstructions. Any references to left or right are taken facing the front of the property.

The Inspection is carried out with the Seller's permission, without causing damage to the building or contents. Furniture, stored items and insulation are not moved.

Unless identified in the report the Surveyor will assume that no harmful or hazardous materials have been used in the construction. The presence or possible consequences of any site contamination will not be researched.

The Surveyor will not carry out an asbestos inspection, and will not be acting as an asbestos inspector in completing a Single Survey of properties that may fall within the Control of Asbestos in the Workplace Regulations. In the case of flats it will be assumed that there is a duty holder, as defined in the Regulations and that a Register of Asbestos and effective Management Plan is in place, which does not require any expenditure, or pose a significant risk to health. No enquiry of the duty holder will be made.

### **2.3 THE REPORT**

The Report will be prepared by the Surveyor who carried out the property inspection and will describe various aspects of the property as defined by the headings of the Single Survey report with the comments being general and unbiased. The report on the location, style and condition of the property, will be concise and will be restricted to matters that could have a material effect upon value and will omit items that, in the Surveyor's opinion, are not

significant. If certain minor matters are mentioned, it should not be interpreted that the property is free of any other minor defects.

Throughout the report, the following repair categories will be used to give an overall opinion of the state of repair and condition of the property.

2.3.1 Category 3: Urgent repairs or replacement are needed now. Failure to deal with them may cause problems to other parts of the property or cause a safety hazard. Estimates for repairs or replacement are needed now.

2.3.2 Category 2: Repairs or replacement requiring future attention, but estimates are still advised.

2.3.3 Category 1: No immediate action or repair is needed.

**WARNING:** If left unattended, even for a relatively short period, Category 2 repairs can rapidly develop into more serious Category 3 repairs. The existence of Category 2 or Category 3 repairs may have an adverse effect on marketability, value and the sale price ultimately achieved for the property. This is particularly true during slow market conditions when the effect can be considerable.

Parts of the property, which cannot be seen or accessed, will not be reported upon and this will be stated. If the Surveyor suspects that a defect may exist within an unexposed area and which could have a material effect upon the value, he may recommend further investigation by specialist contractors.

## 2.4 SERVICES

Surveyors are not equipped or qualified to test the services and therefore no comment can be interpreted as implying that the design, installation and function of the services are in accordance/compliance with regulations, safety and efficiency expectations. However, comment is made where there is cause to suspect significant defects or shortcomings with the installations. No tests are made of any services or appliances.

## 2.5 ACCESSIBILITY

A section is included to help identify the basic information interested parties need to know to decide whether to view a property.

## 2.6 ENERGY REPORT

A section is included that makes provision for an Energy Report, relative to the property. The Surveyor will collect physical data from the property and provide such data in a format required by an accredited Energy Company. The Surveyor cannot of course accept liability for any advice given by the Energy Company.

## 2.7 VALUATION AND CONVEYANCER ISSUES

The last section of the Report contains matters considered relevant to the Conveyancer (Solicitor). It also contains the Surveyor's opinion both of the market value of the property and of the re-instatement cost, as defined below.

*"Market Value" The estimated amount for which a property should exchange on the date of valuation between a willing buyer and a willing seller in an*

*arm's-length transaction after proper marketing wherein the parties had each acted knowledgeably, prudently and without compulsion.* In arriving at the opinion of the Market Value the Surveyor also makes various standard assumptions covering, for example, vacant possession; tenure and other legal considerations; contamination and hazardous materials; the condition of un-inspected parts; the right to use mains services; and the exclusion of curtains, carpets etc. from the valuation. In the case of flats, the following further assumptions are made that:

- \*There are rights of access and exit over all communal roadways, corridors, stairways etc. and to use communal grounds, parking areas, and other facilities;
- \*There are no particularly troublesome or unusual legal restrictions;
- \*There is no current dispute between the occupiers of the flats or any outstanding claims or losses; and the costs of repairs to the building are shared among the co-proprietors on an equitable basis.

Any additional assumption, or any found not to apply, is reported.

*“Re-instatement cost” is an estimate for insurance purposes of the current cost of rebuilding the Property in its present form* unless otherwise stated. This includes the cost of rebuilding the garage and permanent outbuildings, site clearance and professional fees, but excludes VAT (except on the fees).

Sellers or prospective Purchasers may consider it prudent to instruct a reinspection and revaluation after a period of 12 weeks (or sooner if appropriate) to reflect changing circumstances in the market and/or in the physical condition of the Property

## 1. INFORMATION AND SCOPE OF INSPECTION

This section tells you about the type, accommodation, neighbourhood, age and construction of the property. It also tells you about the extent of the inspection and highlights anything that the Surveyor could not inspect.

All references to visual inspection refer to an inspection from within the property without moving any obstructions and externally from ground level within the site and adjoining public areas. Any references to left or right in a description of the exterior of the property refer to the view of someone standing facing that part of the property from the outside.

The inspection is carried out without causing damage to the building or its contents and without endangering the occupiers or the Surveyor. Heavy furniture, stored items and insulation are not moved. Unless identified in the report the Surveyor will assume that no harmful or hazardous materials or techniques have been used in the construction. The presence or possible consequences of any site contamination will not be researched.

Services such as TV/cable connection, internet connection, swimming pools and other leisure facilities will not be inspected or reported on.

|                                       |  |
|---------------------------------------|--|
| <b>Description</b>                    | One and half storey detached house.  |
| <b>Accommodation</b>                  | GROUND FLOOR: Entrance Vestibule, Living Room, Wet Room with WC, Kitchen/Dining Area and Rear Entrance Porch.<br><br>FIRST FLOOR: Study/Bedroom, Two Further Bedrooms and Store.   |
| <b>Gross internal floor area (m2)</b> | 132 square metres approximately.   |
| <b>Neighbourhood and location</b>     | The property is situated in the village centre of Carrbridge where there are limited local amenities and facilities. A wider range can be found in the town of Aviemore which lies within convenient distance. Surrounding properties are of mixed residential and commercial nature. There is a convenience store, two cafes and a derelict cottage within close proximity of the property. |
| <b>Age</b>                            | Circa 1880.  |
| <b>Weather</b>                        | Dry, bright and sunny.   |
| <b>Chimney stacks</b>                 | Visually inspected with the aid of binoculars where required.<br><br>The chimney stacks are of pointed stonework construction having cement flashings.   |
| <b>Roofing including roof space</b>   | Sloping roofs were visually inspected with the aid of binoculars where required.   |

|  |  |
|--|--|
|  | <p>Flat roofs were visually inspected from vantage points within the property and where safe and reasonable to do so from a 3m ladder externally. Flat roofs have a limited life and depending on their age and quality of workmanship can fail at any time.</p> <p>Roof spaces were visually inspected and were entered where there was safe and reasonable access, normally defined as being from a 3m ladder within the property. If this is not possible, then physical access to the roof space may be taken by other means if the Surveyor deems it safe and reasonable to do so.</p> <p>The roof is of pitched design clad with slates having metal ridging. Dormers are of pitched and slated design. Valleys are lined with metal.</p> <p>The front extension roof is of pitched design clad with lead.</p> <p>The roof space is accessed via a ceiling hatch above the landing. The right hand hatch has been accessed.</p> <p>The roof is timber framed with timber sarking.</p> <p>Glasswool insulation has been laid to ceiling joists.</p> |
| <b>Rainwater fittings</b>                  | <p>Visually inspected with the aid of binoculars where required.</p> <p>Gutters and downpipes are of round and half round design and are formed in cast iron and PVC.</p>  |
| <b>Main walls</b>                          | <p>Visually inspected with the aid of binoculars where required. Foundations and concealed parts were not exposed or inspected.</p> <p>The walls are of solid stonework construction externally pointed.</p>   |
| <b>Windows, external doors and joinery</b> | <p>Internal and external doors were opened and closed where keys were available.</p> <p>Random windows were opened and closed where possible. Doors and windows were not forced open.</p> <p>Windows are of mixed double glazed UPVC design and single glazed timber casement design. There is single glazed metal casement skylights.</p> <p>The front and rear access doors are of timber panel design.</p> <p>Soffits and fascias are formed in timber.</p>   |

|  |  |
|--|--|
| <b>External decorations</b>                  | <p>Visually inspected.</p> <p>External joinery is paint finished.</p>  |
| <b>Conservatories / porches</b>              | <p>Visually inspected.</p> <p>The rear entrance porch is of timber frame/timber clad construction and is contained under a pitched roof clad with felt.</p>  |
| <b>Communal areas</b>                        | N/A.   |
| <b>Garages and permanent outbuildings</b>    | <p>Visually inspected.</p> <p>There is a detached timber car garage. There is a timber log store and timber shed.</p>  |
| <b>Outside areas and boundaries</b>          | <p>Visually inspected.</p> <p>The front garden contains shrubbery.</p> <p>The rear garden is laid with grass and has flower beds with shrubbery.</p> <p>There is a shared tarmacadam driveway.</p> <p>Boundaries to the front are of open plan layout design. Boundaries to the rear are defined by concrete blockwork walling and timber fencing.</p> |
| <b>Ceilings</b>                              | <p>Visually inspected from floor level.</p> <p>Ceilings have lath and plaster finishes.</p>  |
| <b>Internal walls</b>                        | <p>Visually inspected from floor level.</p> <p>Using a moisture meter, walls were randomly tested for dampness where considered appropriate.</p> <p>Internal walls and partitions have lath and plaster finishes.</p>  |
| <b>Floors including sub floors</b>           | <p>Surfaces of exposed floors were visually inspected. No carpets or floor coverings were lifted.</p> <p>Flooring is of suspended timber design overlaid with timber boarding.</p>   |
| <b>Internal joinery and kitchen fittings</b> | <p>Built-in cupboards were looked into but no stored items were moved.</p> <p>Kitchen units were visually inspected excluding appliances.</p> <p>Interior doors are of timber panel design. An internal door</p>   |

|  |   |
|--|---|
|  | <p>has glazed inserts. There is a metal door with plastic inserts.</p> <p>The kitchen has a range of floor and wall mounted units.</p> <p>The staircase is of timber design.</p>  |
| <b>Chimney breasts and fireplaces</b>        | <p>Visually inspected. No testing of the flues or fittings was carried out.</p> <p>There is a multi fuel stove in the living room. Other fireplaces have been boarded over.</p>   |
| <b>Internal decorations</b>                  | <p>Visually inspected.</p> <p>Walls and ceiling surfaces are paper finished.</p>  |
| <b>Cellars</b>                               | N/A.  |
| <b>Electricity</b>                           | <p>Accessible parts of the wiring were visually inspected without removing fittings. No tests whatsoever were carried out to the system or appliances. Visual inspection does not assess any services to make sure they work properly and efficiently and meet modern standards. If any services are turned off, the Surveyor will state that in the report and will not turn them on.</p> <p>Mains supply with the meter and consumer unit located in the landing store.</p> |
| <b>Gas</b>                                   | <p>Accessible parts of the system were visually inspected without removing fittings. No tests whatsoever were carried out to the system or appliances. Visual inspection does not assess any services to make sure they work properly and efficiently and meet modern standards. If any services are turned off, the Surveyor will state that in the report and will not turn them on.</p> <p>There is an LPG bottle connected to the kitchen hob.</p>                        |
| <b>Water, plumbing and bathroom fittings</b> | <p>Visual inspection of the accessible pipework, water tanks, cylinders and fittings without removing any insulation. No tests whatsoever were carried out to the system or appliances.</p> <p>Mains water supply.</p> <p>There is a disabled access wet room with wc and wash hand basin.</p>  |

|  |   |
|--|---|
| <b>Heating and hot water</b>               | <p>Accessible parts of the system were visually inspected apart from communal systems, which were not inspected.<br/>No tests whatsoever were carried out to the system or appliances.</p> <p>There is a floor mounted Boulter oil fired boiler located in the rear entrance porch. This is connected to steel panel radiators and distributed throughout the property.</p> <p>There is a pre-lagged copper hot water tank situated in the landing store. This is connected to the central heating boiler and also has a separate electric immersion heater.</p> <p>There is an oil fired Range cooker.</p>   |
| <b>Drainage</b>                            | <p>Drainage covers etc were not lifted.<br/>Neither drains nor drainage systems were tested.</p> <p>Drainage is connected to the main public sewer.</p>   |
| <b>Fire, smoke and burglar alarms</b>      | <p>Visually inspected.<br/>No tests whatsoever were carried out to the system or appliances.</p> <p>The new Fire and Smoke Alarm Standard came in to force in February 2022. This new standard requires a smoke alarm to be installed in the room most frequently used for living purposes and in every circulation space on each floor. A heat alarm also needs to be installed in each kitchen. The alarms need to be ceiling mounted and interlinked. Where there is a carbon-fuelled appliance such as a boiler, open fire or wood burner a carbon monoxide detector is also required. The purchaser should satisfy themselves in this regard.</p> <p>Legislation by the Scottish Government, which took effect from February 2022, requires all residential properties to have a system of inter-linked smoke alarms and heat detectors. Carbon monoxide detectors are also required where appropriate. Purchasers should appraise themselves of the requirements of this legislation and engage with appropriately accredited contractors to ensure compliance.</p> |
| <b>Any additional limits to inspection</b> | <p>Parts of the property, which are covered, unexposed or inaccessible, cannot be guaranteed to be free from defect.</p> <p>I have not carried out an inspection for Japanese Knotweed and unless otherwise stated, for the purposes of the valuation I have assumed that there is no Japanese Knotweed or other invasive plants within the boundaries of</p>   |



the property or in neighbouring properties.

The report does not include an asbestos inspection. However asbestos was widely used in the building industry until around 2000, when it became a banned substance. If the possibility of asbestos based products has been reported within the limitations of the inspection and you have concerns you should engage a qualified asbestos surveyor.

Random testing for dampness was undertaken internally with the use of a moisture meter where accessible and considered appropriate.

The property was fully furnished and all floors were covered. Floor coverings restricted my inspection of flooring.

In accordance with Health and Safety guidelines I have not disturbed insulation, furniture or personal effects (particularly in cupboards). Floor coverings have not been moved.

Personal effects in cupboards and fitted wardrobes were not moved and restricted my inspection.

My physical inspection of the roof void area was restricted due to insulation material and lack of suitable crawl boards. As a result the roof void area was only viewed from the access hatch.

Concealed areas beneath and around bath/shower trays were not visible. Water spillage in these areas can often be discovered unexpectedly with resultant damage to concealed parts of the fabric.

The inspection is not a fire or life safety risk assessment and should not be relied on as a risk assessment inspection. Further advice should be sought if a specific risk assessment of the property and building that it forms part of is required.

Where repairs are required at height compliance with Health and Safety legislation often requires the use of scaffolding which can significantly impact on the cost of repair. Pricing repairs is out with the remit of this report but it would be prudent to consider costs and budgeting before offering. The various trades can advise further.

## Sectional Diagram showing elements of a typical house



Reference may be made in this report to some or all of the above component parts of the property. This diagram may assist you in locating and understanding these items.

## 2. CONDITION

This section identifies problems and tells you about the urgency of any repairs by using one of the following 3 categories:

| Category 3   | Category 2  | Category 1                               |
|--|---|--|
| Urgent repairs or replacement are needed now. Failure to deal with them may cause problems to other parts of the property or cause a safety hazard. Estimates for repairs or replacement are needed now. | Repairs or replacement requiring future attention, but estimates are still advised. | No immediate action or repair is needed. |

### Structural movement

|                  |   |
|------------------|---|
| Repair category: | 1   |
| Notes:           | The property has been affected by previous movement but within the limitations of the inspection there was no evidence to suggest that this is ongoing. This is evidenced by sloping to flooring and cracking to plaster. |

### Dampness, rot and infestation

|                  |  |
|------------------|--|
| Repair category: | 2  |
| Notes:           | <p>There is movement to flooring in the rear entrance porch which is an indication of concealed defects. There is decay to the lower rear door access frame posts. There is deflections to lower linings in the living room which is an indication of possible concealed defects. Further investigation can be carried out by a firm of timber/damp specialists with a view to having all necessary remedial repair work implemented.</p> <p>There is evidence of wood boring insect infestation. This can be treated by a timber/specialist contractor.</p> |

### Chimney stacks

|                  |   |
|------------------|---|
| Repair category: | 2   |
| Notes:           | There is open pointing to the stacks. There is staining evident to the right hand stack. The left hand stack is not visible in the roof |

| Category 3   | Category 2  | Category 1                               |
|--|---|--|
| Urgent repairs or replacement are needed now. Failure to deal with them may cause problems to other parts of the property or cause a safety hazard. Estimates for repairs or replacement are needed now. | Repairs or replacement requiring future attention, but estimates are still advised. | No immediate action or repair is needed. |

|  |  |
|--|--|
|  | space. A building contractor will be able to advise on necessary remedial repairs. |
|--|--|

| Roofing including roof space |  |
|------------------------------|--|
| Repair category:             | 2  |
| Notes:                       | <p>Natural slates have an expected lifespan of up to 100 years or more depending on slate quality, source, thickness and cutting skill of the slate. Slates will deteriorate over time; nail fixings will corrode and loosen resulting in on-going maintenance requirements. Close quarter and disruptive inspections may reveal damage to roofing materials, especially where these are original. Regular maintenance should be anticipated particularly after adverse weather conditions.</p> <p>There is some staining to timbers.</p> <p>There is evidence of wood boring insect infestation. Please see comments under Dampness, Rot &amp; Infestation.</p> |

| Rainwater fittings |  |
|--------------------|--|
| Repair category:   | 2  |
| Notes:             | <p>Metal rainwater fittings are corroded in places. These should be treated and redecorated. Metal rainwater fittings require regular maintenance.</p> |

| Main walls       |                                      |
|------------------|--------------------------------------|
| Repair category: | 1                                    |
| Notes:           | <p>There is cracking to walling.</p> |

| Category 3   | Category 2  | Category 1                               |
|--|---|--|
| Urgent repairs or replacement are needed now. Failure to deal with them may cause problems to other parts of the property or cause a safety hazard. Estimates for repairs or replacement are needed now. | Repairs or replacement requiring future attention, but estimates are still advised. | No immediate action or repair is needed. |

|  |  |
|--|--|
|  | There are high external ground levels. |
|--|--|

| Windows, external doors and joinery |   |
|-------------------------------------|---|
| Repair category:                    | 2   |
| Notes:                              | <p>There is putty missing to a skylight. There is rusting to the skylights and staining adjacent.</p> <p>The rear access door is not flush fitting when closed. There is a low lintel height. There is decay to the lower access door frame posts.</p> <p>There is loose PVC cladding to the living room windows.</p> |

| External decorations |  |
|----------------------|--|
| Repair category:     | 2  |
| Notes:               | <p>Outside paintwork has deteriorated and redecoration is now required. Regular re-painting of external joinery will prolong its lifespan.</p> |

| Conservatories / porches |  |
|--------------------------|--|
| Repair category:         | 3  |
| Notes:                   | <p>There is sagging to the roof and the feltwork is torn/perished. A roofing contractor will be able to advise further.</p> <p>There is movement to flooring which is an indication of concealed defects. See Dampness, rot and infestation section for further information.</p> |

| Category 3   | Category 2  | Category 1                               |
|--|---|--|
| Urgent repairs or replacement are needed now. Failure to deal with them may cause problems to other parts of the property or cause a safety hazard. Estimates for repairs or replacement are needed now. | Repairs or replacement requiring future attention, but estimates are still advised. | No immediate action or repair is needed. |

|  |                                       |
|--|---------------------------------------|
|  | There is cracking to the base course. |
|--|---------------------------------------|

| Communal areas   |      |
|------------------|------|
| Repair category: |      |
| Notes:           | N/A. |

| Garages and permanent outbuildings |   |
|------------------------------------|---|
| Repair category:                   | 2   |
| Notes:                             | <p>The feltwork to the attached store is torn and perished. The roof cladding to the garage is rippled. A roofing contractor will be able to advise further.</p> <p>There is evidence of wood boring insect infestation. Please see comments under Dampness, Rot &amp; Infestation.</p> <p>There is sagging to the garage roof. A building contractor will be able to advise further.</p> <p>There is decay to lower timbers to the outbuildings.</p> |

| Outside areas and boundaries |  |
|------------------------------|--|
| Repair category:             | 2  |
| Notes:                       | <p>There is spalling and missing rendering to walling. The boundary wall is leaning. A building contractor will be able to advise further.</p> <p>There is high voltage electrical supply apparatus within close proximity of the property. Some lenders will require additional comment on this when reporting to them.</p> |



| Category 3   | Category 2  | Category 1                               |
|--|---|--|
| Urgent repairs or replacement are needed now. Failure to deal with them may cause problems to other parts of the property or cause a safety hazard. Estimates for repairs or replacement are needed now. | Repairs or replacement requiring future attention, but estimates are still advised. | No immediate action or repair is needed. |

| Ceilings         |   |
|------------------|---|
| Repair category: | 2   |
| Notes:           | <p>Cracked and damaged plaster finishes require repair.</p> <p>The textured finishes may contain asbestos based material. See information on Asbestos in the Limitations of Inspection section above.</p> <p>There is historic staining to the landing ceiling.</p> |

| Internal walls   |   |
|------------------|---|
| Repair category: | 2   |
| Notes:           | <p>Cracked and damaged plaster finishes require repair.</p> <p>The textured finishes may contain asbestos based material. See information on Asbestos in the Limitations of Inspection section above.</p> <p>There is deflections to lower linings in the living room which is an indication of possible concealed defects.</p> |

| Floors including sub-floors |  |
|-----------------------------|--|
| Repair category:            | 1  |
| Notes:                      | <p>There is sloping to flooring. There are areas of loose and uneven flooring. Some floor tiles may contain asbestos based materials. See information on Asbestos in the Limitations of Inspection section above.</p> <p>It is not unusual to discover areas of past water spillage when floor coverings are removed in kitchen and bathroom compartments,</p> |

| Category 3   | Category 2  | Category 1                               |
|--|---|--|
| Urgent repairs or replacement are needed now. Failure to deal with them may cause problems to other parts of the property or cause a safety hazard. Estimates for repairs or replacement are needed now. | Repairs or replacement requiring future attention, but estimates are still advised. | No immediate action or repair is needed. |

|  |   |
|--|---|
|  | revealing the need for further repair and maintenance work. |
|--|---|

| Internal joinery and kitchen fittings |  |
|---------------------------------------|--|
| Repair category:                      | 2  |
| Notes:                                | <p>There is evidence of wood boring insect infestation. Please see comments under Dampness, Rot &amp; Infestation.</p> <p>Glazed inserts to an interior door may not be of appropriate toughened glass or meet the recognised Building Standards.</p> <p>There is movement to the balustrade.</p> <p>There is wear and tear to kitchen units and worktops.</p> |

| Chimney breasts and fireplaces |   |
|--------------------------------|---|
| Repair category:               | 2   |
| Notes:                         | <p>There is a hole and cracking to the rear of the stove.</p> <p>Flues should ideally be swept and tested on an annual basis.</p> |

| Internal decorations |  |
|----------------------|--|
| Repair category:     | 2  |
| Notes:               | Decorative finishes are worn and marked. |

|         |
|---------|
| Cellars |
|---------|



| Category 3   | Category 2  | Category 1                               |
|--|---|--|
| Urgent repairs or replacement are needed now. Failure to deal with them may cause problems to other parts of the property or cause a safety hazard. Estimates for repairs or replacement are needed now. | Repairs or replacement requiring future attention, but estimates are still advised. | No immediate action or repair is needed. |

|                  |      |
|------------------|------|
| Repair category: |      |
| Notes:           | N/A. |

| Electricity      |  |
|------------------|--|
| Repair category: | 1  |
| Notes:           | It is recommended that all electrical installations be checked every five years or on change of ownership to keep up to date with frequent changes in Safety Regulations. Further advice will be available from a qualified NICEIC/ SELECT registered Contractor. It should be appreciated that only recently constructed or rewired properties will have installations which fully comply with IET regulations. |

| Gas              |   |
|------------------|---|
| Repair category: | 2   |
| Notes:           | It is unlikely that the installation of the LPG bottle will require with current Building Regulations. A Gas Safe registered contractor will be able to advise further. |

| Water, plumbing and bathroom fittings |                                 |
|---------------------------------------|---------------------------------|
| Repair category:                      | 1                               |
| Notes:                                | No significant defects evident. |

| Heating and hot water |
|-----------------------|
|-----------------------|

| Category 3   | Category 2  | Category 1                               |
|--|---|--|
| Urgent repairs or replacement are needed now. Failure to deal with them may cause problems to other parts of the property or cause a safety hazard. Estimates for repairs or replacement are needed now. | Repairs or replacement requiring future attention, but estimates are still advised. | No immediate action or repair is needed. |

|                  |   |
|------------------|---|
| Repair category: | 2   |
| Notes:           | <p>It is unlikely that the position of the oil tank will comply with current Building Regulations as it is adjacent to a window and combustible materials.</p> <p>The central heating boiler is of an older design. Informed opinion suggests that boilers have a life expectancy between 10 and 20 years depending on the quality of the boiler and whether or not regular maintenance has been carried out. Future repair or replacement should be anticipated.</p> <p>There is a smell of oil to the boiler.</p> <p>It is assumed that the heating and hot water systems have been properly serviced and maintained on a regular basis and installed in accordance with the relevant regulations.</p> <p>Boilers and central heating systems should be tested and serviced by an Oftec oil registered engineer on an annual basis to ensure their safe and efficient operation.</p> <p>The seller has advised that the boiler was serviced 2/12/2022 and the range cooked on the 7/3/2023.</p> |

|                  |                                 |
|------------------|---------------------------------|
| Drainage         |                                 |
| Repair category: | 1                               |
| Notes:           | No significant defects evident. |

| Category 3   | Category 2  | Category 1                               |
|--|---|--|
| Urgent repairs or replacement are needed now. Failure to deal with them may cause problems to other parts of the property or cause a safety hazard. Estimates for repairs or replacement are needed now. | Repairs or replacement requiring future attention, but estimates are still advised. | No immediate action or repair is needed. |

Set out below is a summary of the condition of the property which is provided for reference only. You should refer to the comments above for detailed information

|  |   |
|--|---|
| <b>Structural movement</b>                   | 1 |
| <b>Dampness, rot and infestation</b>         | 2 |
| <b>Chimney stacks</b>                        | 2 |
| <b>Roofing including roof space</b>          | 2 |
| <b>Rainwater fittings</b>                    | 2 |
| <b>Main walls</b>                            | 1 |
| <b>Windows, external doors and joinery</b>   | 2 |
| <b>External decorations</b>                  | 2 |
| <b>Conservatories / porches</b>              | 3 |
| Communal areas                               |   |
| <b>Garages and permanent outbuildings</b>    | 2 |
| <b>Outside areas and boundaries</b>          | 2 |
| <b>Ceilings</b>                              | 2 |
| <b>Internal walls</b>                        | 2 |
| <b>Floors including sub-floors</b>           | 1 |
| <b>Internal joinery and kitchen fittings</b> | 2 |
| <b>Chimney breasts and fireplaces</b>        | 2 |
| <b>Internal decorations</b>                  | 2 |
| Cellars                                      |   |
| <b>Electricity</b>                           | 1 |
| <b>Gas</b>                                   | 2 |
| <b>Water, plumbing and bathroom fittings</b> | 1 |
| <b>Heating and hot water</b>                 | 2 |
| <b>Drainage</b>                              | 1 |

## Remember

The cost of repairs may influence the amount someone is prepared to pay for the property. We recommend that relevant estimates and reports are obtained in your own name.

## Warning

If left unattended, even for a relatively short period, Category 2 repairs can rapidly develop into more serious Category 3 repairs. The existence of Category 2 or Category 3 repairs may have an adverse effect on marketability, value and the sale price ultimately achieved for the property. This is particularly true during slow market conditions where the effect can be considerable.

### 3. ACCESSIBILITY INFORMATION

#### Guidance Notes on Accessibility Information

**Three steps or fewer to a main entrance door of the property:** In flatted developments the 'main entrance' would be the flat's own entrance door, not the external door to the communal stair. The 'three steps or fewer' are counted from external ground level to the flat's entrance door. Where a lift is present, the count is based on the number of steps climbed when using the lift.

**Unrestricted parking within 25 metres:** For this purpose, 'Unrestricted parking' includes parking available by means of a parking permit. Restricted parking includes parking that is subject to parking restrictions, as indicated by the presence of solid yellow, red or white lines at the edge of the road or by a parking control sign, parking meters or other coinoperated machines.

|  |   |
|--|---|
| 1. Which floor(s) is the living accommodation on?                                      | Ground and First  |
| 2. Are there three steps or fewer to a main entrance door of the property?             | <input type="checkbox"/> YES <input checked="" type="checkbox"/> NO |
| 3. Is there a lift to the main entrance door of the property?                          | <input type="checkbox"/> YES <input checked="" type="checkbox"/> NO |
| 4. Are all door openings greater than 750mm?   | <input type="checkbox"/> YES <input checked="" type="checkbox"/> NO |
| 5. Is there a toilet on the same level as the living room and kitchen?                 | <input type="checkbox"/> YES <input checked="" type="checkbox"/> NO |
| 6. Is there a toilet on the same level as a bedroom?                                   | <input type="checkbox"/> YES <input checked="" type="checkbox"/> NO |
| 7. Are all rooms on the same level with no internal steps or stairs?                   | <input type="checkbox"/> YES <input checked="" type="checkbox"/> NO |
| 8. Is there unrestricted parking within 25 metres of an entrance door to the building? | <input type="checkbox"/> YES <input checked="" type="checkbox"/> NO |

## 4. VALUATION AND CONVEYANCER ISSUES

This section highlights information that should be checked with a solicitor or licensed conveyancer. It also gives an opinion of market value and an estimated re-instatement cost for insurance purposes.

| Matters for a solicitor or licensed conveyancer   |   |
|---|---|
| <p>Where items of maintenance or repair have been identified, the purchaser should satisfy themselves as to the costs and implications of these issues prior to making an offer to purchase.</p> <p>Access to the property appears to be via a shared driveway. It is assumed there is also a right to park off the driveway. It is assumed that any maintenance costs are split on a equitable basis with other users. Full details should be confirmed by your conveyancer.</p> <p>The property has been extended and altered in excess of 30 years ago. It is assumed all necessary Local Authority and other consents have been obtained for alterations and the appropriate documentation, including Building Warrants and Completion Certificates issued. If any works did not require consent then it is assumed they meet the standards required by the Building Regulations or are exempt.</p> |   |
| Estimated re-instatement cost (£) for insurance purposes  |   |
| <p>700,000 (SEVEN HUNDRED THOUSAND POUNDS).</p> <p>It should be noted this sum is an estimate calculated by using a rate per square metre based on information provided by Building Cost Information Service (BCIS).</p>  |   |
| Valuation (£) and market comments   |   |
| <p>250,000- (TWO HUNDRED AND FIFTY THOUSAND POUNDS).</p> <p>The opinion of Market Value is provided on the assumption that the cost of Category 3 repairs will not exceed £3000. I reserve the right to re-consider the reported Market Value if subsequent estimates exceed this figure</p> <p>Against a backdrop of changing economic circumstances and increasing interest rates, it is not possible to predict how the market will perform in the coming months although market conditions continue to be stable at present.</p>  |   |
| Report author:  | Colin MacGregor, BSc (Hons) MRICS           |
| Company name:   | D M Hall - Inverness                        |
| Address:  | Hope House<br>Castlehill Drive<br>Inverness |

|                        |   |
|------------------------|---|
|                        | IV2 5GH                                     |
| <b>Signed:</b>         | Electronically Signed: 232221-004AFB6D-2F02 |
| <b>Date of report:</b> | 01/06/2023                                  |

P A R T 2 .

# MORTGAGE VALUATION REPORT

---

Includes a market valuation of the property.





### Mortgage Valuation Report

|                     |  |   |
|---------------------|--|---|
| Property:           | The Sheiling<br>Carrbridge<br>PH23 3AS | Client: Mrs. Agnes Leitch<br><br>Tenure: Absolute Ownership |
| Date of Inspection: | 25/05/2023                             | Reference: IS230970   |

*This report has been prepared as part of your instructions to carry out a Single Survey on the property referred to above. The purpose of this report is to summarise the Single Survey for the purpose of advising your lender on the suitability of the property for mortgage purposes. The decision as to whether mortgage finance will be provided is entirely a matter for the lender. You should not rely on this report in making your decision to purchase but consider all the documents provided in the Home Report. Your attention is drawn to the additional comments elsewhere within the report which set out the extent and limitations of the service provided. This report should be read in conjunction with the Single Survey Terms and Conditions (with MVR). In accordance with RICS Valuation – Global Standards 2017 this report is for the use of the party to whom it is addressed or their named client or their nominated lender. No responsibility is accepted to any third party for the whole or any part of the reports contents. Neither the whole or any part of this report may be included in any document, circular or statement without prior approval in writing from the surveyor.*

#### 1.0 LOCATION

The property is situated in the village centre of Carrbridge where there are limited local amenities and facilities. A wider range can be found in the town of Aviemore which lies within convenient distance. Surrounding properties are of mixed residential and commercial nature. There is a convenience store, two cafes and a derelict cottage within close proximity of the property.

#### 2.0 DESCRIPTION

##### 2.1 Age:

Circa 1880.

One and half storey detached house.

#### 3.0 CONSTRUCTION

Solid stone externally pointed.

The roof is timber frame, pitched and clad with slates.

#### 4.0 ACCOMMODATION

GROUND FLOOR: Entrance Vestibule, Living Room, Wet Room with WC, Kitchen/Dining Area and Rear Entrance Porch.

FIRST FLOOR: Study/Bedroom, Two Further Bedrooms and Store.

#### 5.0 SERVICES (No tests have been applied to any of the services)

|                  |          |              |       |      |         |           |       |
|------------------|----------|--------------|-------|------|---------|-----------|-------|
| Water:           | Mains    | Electricity: | Mains | Gas: | Private | Drainage: | Mains |
| Central Heating: | Full oil |              |       |      |         |           |       |



|   |   |                           |  |     |               |
|---|---|---------------------------|--|-----|---------------|
| 6.0   | OUTBUILDINGS  |                           |  |     |               |
| Garage:   |   | Timber single car garage. |  |     |               |
| Others:   |   | Timber log store.         |  |     |               |
| 7.0   | <b>GENERAL CONDITION</b> - A building survey has not been carried out, nor has any inspection been made of any woodwork, services or other parts of the property which were covered, unexposed or inaccessible. The report cannot therefore confirm that such parts of the property are free from defect. Failure to rectify defects, particularly involving water penetration may result in further and more serious defects arising. Where defects exist and where remedial work is necessary, prospective purchasers are advised to seek accurate estimates and costings from appropriate Contractors or Specialists before proceeding with the purchase. Generally we will not test or report on boundary walls, fences, outbuildings, radon gas or site contamination.   |                           |  |     |               |
| The property is found to be in a condition where it would benefit from a programme of modernisation works.  |   |                           |  |     |               |
| 8.0   | <b>ESSENTIAL REPAIR WORK</b> (as a condition of any mortgage or, to preserve the condition of the property)   |                           |  |     |               |
| None.   |   |                           |  |     |               |
| 8.1 Retention recommended:  |   |                           |  |     |               |
| 9.0   | ROADS & FOOTPATHS   |                           |  |     |               |
| Assumed adopted.  |   |                           |  |     |               |
| 10.0  | BUILDINGS INSURANCE (£):  | 700,000                   | GROSS EXTERNAL FLOOR AREA                | 132 | Square metres |
| <i>This figure is an opinion of an appropriate sum for which the property and substantial outbuildings should be insured against total destruction on a re-instatement basis assuming reconstruction of the property in its existing design and materials. Furnishings and fittings have not been included. No allowance has been included for inflation during the insurance period or during re-construction and no allowance has been made for VAT, other than on professional fees. Further discussions with your insurers is advised.</i>  |   |                           |  |     |               |
| 11.0  | GENERAL REMARKS   |                           |  |     |               |
| <p>Where items of maintenance or repair have been identified, the purchaser should satisfy themselves as to the costs and implications of these issues prior to making an offer to purchase.</p> <p>Access to the property appears to be via a shared driveway. It is assumed there is also a right to park off off the driveway. It is assumed that any maintenance costs are split on a equitable basis with other users. Full details should be confirmed by your conveyancer.</p> <p>The property has been extended and altered in excess of 30 years ago. It is assumed all necessary Local Authority and other consents have been obtained for alterations and the appropriate documentation, including Building Warrants and Completion Certificates issued. If any works did not require consent then it is assumed they meet the standards required by the Building Regulations or are exempt.</p> |   |                           |  |     |               |
| 12.0  | <b>VALUATION</b> On the assumption of vacant possession and that the property is unaffected by any adverse planning proposals, onerous burdens, title restrictions or servitude rights. It is assumed that all necessary Local Authority consents, which may have been required, have been sought and obtained. No investigation of any contamination on, under or within the property has been made as we consider such matters to be outwith the scope of this report. All property built prior to the year 2000 may contain asbestos in one or more of its components or fittings. It is impossible to identify without a test. It is beyond the scope of this inspection to test for asbestos and future occupants should be advised that if they have any concerns then they should ask for a specialist to undertake appropriate tests. |                           |  |     |               |
| 12.1  | Market Value in present condition (£):  | 250,000                   | (TWO HUNDRED AND FIFTY THOUSAND POUNDS). |     |               |
| 12.2  | Market Value on completion of essential   |                           |  |     |               |

|                             |  |  |              |            |
|-----------------------------|--|--|--------------|------------|
|                             | <b>works (£):</b>                                      |  |              |            |
| <b>12.3</b>                 | <b>Suitable security for normal mortgage purposes?</b> | Yes  |              |            |
| <b>12.4</b>                 | <b>Date of Valuation:</b>                              | 25/05/2023   |              |            |
| <b>Signature:</b>           |  | Electronically Signed: 232221-004AFB6D-2F02  |              |            |
| <b>Surveyor:</b>            | Colin MacGregor  | BSc (Hons) MRICS   | <b>Date:</b> | 01/06/2023 |
| <b>D M Hall - Inverness</b> |  |  |              |            |
| <b>Office:</b>              | Hope House<br>Castlehill Drive<br>Inverness<br>IV2 5GH | <b>Tel: 01463 241 077</b><br><b>Fax:</b><br><b>email:</b><br><a href="mailto:inverness@dmhall.co.uk">inverness@dmhall.co.uk</a> , <a href="mailto:paula.geegan@dmhall.co.uk">paula.geegan@dmhall.co.uk</a> |              |            |

P A R T 3 .

# ENERGY REPORT

---

A report on the energy efficiency of the property.



# energy report

energy report on:

|                         |   |
|-------------------------|---|
| <b>Property address</b> | The Sheiling<br>Carrbridge<br>PH23 3AS                    |
| <b>Customer</b>         | Mrs. Agnes Leitch   |
| <b>Customer address</b> | The Sheiling<br>Carrbridge<br>PH23 3AS                    |
| <b>Prepared by</b>      | Colin MacGregor, BSc (Hons) MRICS<br>D M Hall - Inverness |

# Energy Performance Certificate (EPC)

# Scotland

Dwellings

THE SHEILING, CARRBRIDGE, PH23 3AS

**Dwelling type:** Detached house  
**Date of assessment:** 26 May 2023  
**Date of certificate:** 01 June 2023  
**Total floor area:** 127 m<sup>2</sup>  
**Primary Energy Indicator:** 446 kWh/m<sup>2</sup>/year

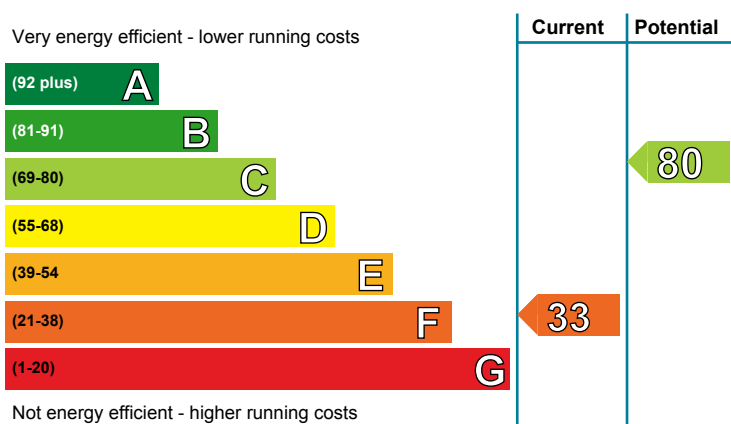
**Reference number:** 2369-1046-2235-7207-7220  
**Type of assessment:** RdSAP, existing dwelling  
**Approved Organisation:** Elmhurst  
**Main heating and fuel:** Boiler and radiators, oil

You can use this document to:

- Compare current ratings of properties to see which are more energy efficient and environmentally friendly
- Find out how to save energy and money and also reduce CO<sub>2</sub> emissions by improving your home

|   |         |  |
|---|---------|--|
| Estimated energy costs for your home for 3 years* | £14,247 | See your recommendations report for more information |
| Over 3 years you could save*                      | £8,079  |  |

\* based upon the cost of energy for heating, hot water, lighting and ventilation, calculated using standard assumptions

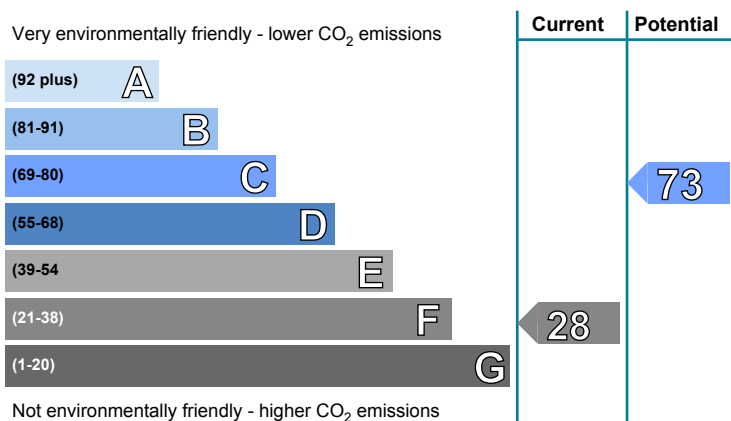


## Energy Efficiency Rating

This graph shows the current efficiency of your home, taking into account both energy efficiency and fuel costs. The higher this rating, the lower your fuel bills are likely to be.

Your current rating is **band F (33)**. The average rating for EPCs in Scotland is **band D (61)**.

The potential rating shows the effect of undertaking all of the improvement measures listed within your recommendations report.



## Environmental Impact (CO<sub>2</sub>) Rating

This graph shows the effect of your home on the environment in terms of carbon dioxide (CO<sub>2</sub>) emissions. The higher the rating, the less impact it has on the environment.

Your current rating is **band F (28)**. The average rating for EPCs in Scotland is **band D (59)**.

The potential rating shows the effect of undertaking all of the improvement measures listed within your recommendations report.

## Top actions you can take to save money and make your home more efficient

| Recommended measures                   | Indicative cost  | Typical savings over 3 years |
|--|------------------|------------------------------|
| 1 Room-in-roof insulation              | £1,500 - £2,700  | £4599.00                     |
| 2 Internal or external wall insulation | £4,000 - £14,000 | £1653.00                     |
| 3 Floor insulation (suspended floor)   | £800 - £1,200    | £933.00                      |

A full list of recommended improvement measures for your home, together with more information on potential cost and savings and advice to help you carry out improvements can be found in your recommendations report.

To find out more about the recommended measures and other actions you could take today to stop wasting energy and money, visit [greenerscotland.org](https://www.greenerscotland.org) or contact Home Energy Scotland on 0808 808 2282.

**THIS PAGE IS THE ENERGY PERFORMANCE CERTIFICATE WHICH MUST BE AFFIXED TO THE DWELLING AND NOT BE REMOVED UNLESS IT IS REPLACED WITH AN UPDATED CERTIFICATE**

## Summary of the energy performance related features of this home

This table sets out the results of the survey which lists the current energy-related features of this home. Each element is assessed by the national calculation methodology; 1 star = very poor (least efficient), 2 stars = poor, 3 stars = average, 4 stars = good and 5 stars = very good (most efficient). The assessment does not take into consideration the condition of an element and how well it is working. 'Assumed' means that the insulation could not be inspected and an assumption has been made in the methodology, based on age and type of construction.

| Element               | Description   | Energy Efficiency | Environmental |
|-----------------------|---|-------------------|---------------|
| Walls                 | Granite or whinstone, as built, no insulation (assumed) | ★★☆☆☆             | ★★☆☆☆         |
|                       | Solid brick, as built, no insulation (assumed)          | ★★☆☆☆             | ★★☆☆☆         |
| Roof                  | Roof room(s), no insulation (assumed)                   | ★☆☆☆☆             | ★☆☆☆☆         |
| Floor                 | Suspended, no insulation (assumed)                      | —                 | —             |
| Windows               | Partial double glazing                                  | ★★☆☆☆             | ★★☆☆☆         |
| Main heating          | Boiler and radiators, oil                               | ★★★☆☆             | ★★★☆☆         |
| Main heating controls | Programmer, room thermostat and TRVs                    | ★★★★☆             | ★★★★☆         |
| Secondary heating     | Room heaters, dual fuel (mineral and wood)              | —                 | —             |
| Hot water             | From main system  | ★★★☆☆             | ★★★☆☆         |
| Lighting              | Low energy lighting in all fixed outlets                | ★★★★★             | ★★★★★         |

## The energy efficiency rating of your home

Your Energy Efficiency Rating is calculated using the standard UK methodology, RdSAP. This calculates energy used for heating, hot water, lighting and ventilation and then applies fuel costs to that energy use to give an overall rating for your home. The rating is given on a scale of 1 to 100. Other than the cost of fuel for electrical appliances and for cooking, a building with a rating of 100 would cost almost nothing to run.

As we all use our homes in different ways, the energy rating is calculated using standard occupancy assumptions which may be different from the way you use it. The rating also uses national weather information to allow comparison between buildings in different parts of Scotland. However, to make information more relevant to your home, local weather data is used to calculate your energy use, CO<sub>2</sub> emissions, running costs and the savings possible from making improvements.


## The impact of your home on the environment

One of the biggest contributors to global warming is carbon dioxide. The energy we use for heating, lighting and power in our homes produces over a quarter of the UK's carbon dioxide emissions. Different fuels produce different amounts of carbon dioxide for every kilowatt hour (kWh) of energy used. The Environmental Impact Rating of your home is calculated by applying these 'carbon factors' for the fuels you use to your overall energy use.

The calculated emissions for your home are 116 kg CO<sub>2</sub>/m<sup>2</sup>/yr.

The average Scottish household produces about 6 tonnes of carbon dioxide every year. Based on this assessment, heating and lighting this home currently produces approximately 15 tonnes of carbon dioxide every year. Adopting recommendations in this report can reduce emissions and protect the environment. If you were to install all of these recommendations this could reduce emissions by 9.7 tonnes per year. You could reduce emissions even more by switching to renewable energy sources.

## Estimated energy costs for this home

|               | Current energy costs | Potential energy costs | Potential future savings  |
|---------------|----------------------|------------------------|---|
| Heating       | £12,753 over 3 years | £5,124 over 3 years    |  |
| Hot water     | £972 over 3 years    | £519 over 3 years      |   |
| Lighting      | £522 over 3 years    | £525 over 3 years      |   |
| <b>Totals</b> | <b>£14,247</b>       | <b>£6,168</b>          |   |

These figures show how much the average household would spend in this property for heating, lighting and hot water. This excludes energy use for running appliances such as TVs, computers and cookers, and the benefits of any electricity generated by this home (for example, from photovoltaic panels). The potential savings in energy costs show the effect of undertaking all of the recommended measures listed below.

## Recommendations for improvement

The measures below will improve the energy and environmental performance of this dwelling. The performance ratings after improvements listed below are cumulative; that is, they assume the improvements have been installed in the order that they appear in the table. Further information about the recommended measures and other simple actions to take today to save money is available from the Home Energy Scotland hotline which can be contacted on 0808 808 2282. Before carrying out work, make sure that the appropriate permissions are obtained, where necessary. This may include permission from a landlord (if you are a tenant) or the need to get a Building Warrant for certain types of work.

| Recommended measures   | Indicative cost  | Typical saving per year | Rating after improvement |             |
|--|------------------|-------------------------|--------------------------|-------------|
|  |                  |                         | Energy                   | Environment |
| 1 Room-in-roof insulation  | £1,500 - £2,700  | £1533                   | E 54                     | E 45        |
| 2 Internal or external wall insulation                           | £4,000 - £14,000 | £551                    | D 62                     | E 54        |
| 3 Floor insulation (suspended floor)                             | £800 - £1,200    | £311                    | D 67                     | D 59        |
| 4 Replace boiler with new condensing boiler                      | £2,200 - £3,000  | £132                    | C 69                     | D 62        |
| 5 Solar water heating  | £4,000 - £6,000  | £86                     | C 71                     | D 65        |
| 6 Replace single glazed windows with low-E double glazed windows | £3,300 - £6,500  | £80                     | C 72                     | D 66        |
| 7 Solar photovoltaic panels, 2.5 kWp                             | £3,500 - £5,500  | £576                    | C 80                     | C 73        |

## Choosing the right improvement package

For free and impartial advice on choosing suitable measures for your property, contact the Home Energy Scotland hotline on 0808 808 2282 or go to [www.greenerscotland.org](http://www.greenerscotland.org).

## About the recommended measures to improve your home's performance rating

This section offers additional information and advice on the recommended improvement measures for your home

### 1 Room-in-roof insulation

Insulating roof rooms will significantly reduce heat loss; this will improve levels of comfort, reduce energy use and lower fuel bills. If it has a flat ceiling insulation can usually be added above the ceiling, and sloping ceilings and walls of roof rooms can be insulated using an internal lining board. Roof voids must have adequate ventilation to prevent dampness; seek advice about this if unsure. Further information about roof room insulation and details of local contractors can be obtained from the National Insulation Association ([www.nationalinsulationassociation.org.uk](http://www.nationalinsulationassociation.org.uk)). Building regulations generally apply to this work so it is best to check this with your local authority building standards department.

### 2 Internal or external wall insulation

Internal or external wall insulation involves adding a layer of insulation to either the inside or the outside surface of the external walls, which reduces heat loss and lowers fuel bills. As it is more expensive than cavity wall insulation it is only recommended for walls without a cavity, or where for technical reasons a cavity cannot be filled. Internal insulation, known as dry-lining, is where a layer of insulation is fixed to the inside surface of external walls; this type of insulation is best applied when rooms require redecorating. External solid wall insulation is the application of an insulant and a weather-protective finish to the outside of the wall. This may improve the look of the home, particularly where existing brickwork or rendering is poor, and will provide long-lasting weather protection. Further information can be obtained from the National Insulation Association ([www.nationalinsulationassociation.org.uk](http://www.nationalinsulationassociation.org.uk)). It should be noted that a building warrant is required for the installation of external wall insulation. Planning permission may also be required and that building regulations apply to external insulation so it is best to check with your local authority on both issues.

### 3 Floor insulation (suspended floor)

Insulation of a floor will significantly reduce heat loss; this will improve levels of comfort, reduce energy use and lower fuel bills. Suspended floors can often be insulated from below but must have adequate ventilation to prevent dampness; seek advice about this if unsure. Further information about floor insulation is available from many sources including [www.energysavingtrust.org.uk/scotland/Insulation/Floor-insulation](http://www.energysavingtrust.org.uk/scotland/Insulation/Floor-insulation). Building regulations generally apply to this work so it is best to check with your local authority building standards department.

### 4 Condensing boiler

A condensing boiler is capable of much higher efficiencies than other types of boiler, meaning it will burn less fuel to heat this property. This improvement is most appropriate when the existing central heating boiler needs repair or replacement, however there may be exceptional circumstances making this impractical. Condensing boilers need a drain for the condensate which limits their location; remember this when considering remodelling the room containing the existing boiler even if the latter is to be retained for the time being (for example a kitchen makeover). Building regulations generally apply to this work and a building warrant may be required, so it is best to check with your local authority building standards department and seek advice from a qualified heating engineer.

### 5 Solar water heating

A solar water heating panel, usually fixed to the roof, uses the sun to pre-heat the hot water supply. This can significantly reduce the demand on the heating system to provide hot water and hence save fuel and money. Planning permission might be required, building regulations generally apply to this work and a building warrant may be required, so it is best to check these with your local authority. You could be eligible for Renewable Heat Incentive payments which could appreciably increase the savings beyond those shown on your EPC, provided that both the product and the installer are certified by the Microgeneration Certification Scheme (or equivalent). Details of local MCS installers are available at [www.microgenerationcertification.org](http://www.microgenerationcertification.org).

### 6 Double glazed windows

Double glazing is the term given to a system where two panes of glass are made up into a sealed unit. Replacing existing single-glazed windows with double-glazed windows will improve comfort in the home by reducing draughts and cold spots near windows. Double-glazed windows may also reduce noise, improve security and combat problems with condensation. Building regulations apply to this work and planning permission may also be required, so it is best to check with your local authority on what standards need to be met. A building warrant is not required if the windows comply with the current requirements.



## 7 Solar photovoltaic (PV) panels

A solar PV system is one which converts light directly into electricity via panels placed on the roof with no waste and no emissions. This electricity is used throughout the home in the same way as the electricity purchased from an energy supplier. Planning permission might be required, building regulations generally apply to this work and a building warrant may be required, so it is best to check with your local authority. The assessment does not include the effect of any Feed-in Tariff which could appreciably increase the savings that are shown on this EPC for solar photovoltaic panels, provided that both the product and the installer are certified by the Microgeneration Certification Scheme (or equivalent). Details of local MCS installers are available at [www.microgenerationcertification.org](http://www.microgenerationcertification.org).

## Low and zero carbon energy sources

Low and zero carbon (LZC) energy sources are sources of energy that release either very little or no carbon dioxide into the atmosphere when they are used. Installing these sources may help reduce energy bills as well as cutting carbon.

**LZC energy sources present:** There are none provided for this home

## Your home's heat demand

In this section, you can see how much energy you might need to heat your home and provide hot water. These are estimates showing how an average household uses energy. These estimates may not reflect your actual energy use, which could be higher or lower. You might spend more money on heating and hot water if your house is less energy efficient. The table below shows the potential benefit of having your loft and walls insulated. Visit <https://energysavingtrust.org.uk/energy-at-home> for more information.

| Heat demand                  | Existing dwelling | Impact of loft insulation | Impact of cavity wall insulation | Impact of solid wall insulation |
|------------------------------|-------------------|---------------------------|----------------------------------|---------------------------------|
| Space heating (kWh per year) | 38,306            | N/A                       | N/A                              | (4,614)                         |
| Water heating (kWh per year) | 2,972             |                           |                                  |                                 |

## Addendum

This dwelling has stone walls and so requires further investigation to establish whether these walls are of cavity construction and to determine which type of wall insulation is best suited.

## About this document

This Recommendations Report and the accompanying Energy Performance Certificate are valid for a maximum of ten years. These documents cease to be valid where superseded by a more recent assessment of the same building carried out by a member of an Approved Organisation.

The Energy Performance Certificate and this Recommendations Report for this building were produced following an energy assessment undertaken by an assessor accredited by Elmhurst ([www.elmhurstenergy.co.uk](http://www.elmhurstenergy.co.uk)), an Approved Organisation Appointed by Scottish Ministers. The certificate has been produced under the Energy Performance of Buildings (Scotland) Regulations 2008 from data lodged to the Scottish EPC register. You can verify the validity of this document by visiting [www.scottishepcregister.org.uk](http://www.scottishepcregister.org.uk) and entering the report reference number (RRN) printed at the top of this page.

|                             |   |
|-----------------------------|---|
| Assessor's name:            | Mr. Colin MacGregor   |
| Assessor membership number: | EES/007937  |
| Company name/trading name:  | D M Hall Chartered Surveyors LLP  |
| Address:                    | Hope House Castlehill Drive<br>Cradlehall Business Park<br>Inverness<br>IV2 5GH |
| Phone number:               | 0131 477 6000   |
| Email address:              | <a href="mailto:dmhall@dmhall.co.uk">dmhall@dmhall.co.uk</a>                    |
| Related party disclosure:   | No related party  |

If you have any concerns regarding the content of this report or the service provided by your assessor you should in the first instance raise these matters with your assessor and with the Approved Organisation to which they belong. All Approved Organisations are required to publish their complaints and disciplinary procedures and details can be found online at the web address given above.

## Use of this energy performance information

Once lodged by your EPC assessor, this Energy Performance Certificate and Recommendations Report are available to view online at [www.scottishepcregister.org.uk](http://www.scottishepcregister.org.uk), with the facility to search for any single record by entering the property address. This gives everyone access to any current, valid EPC except where a property has a Green Deal Plan, in which case the report reference number (RRN) must first be provided. The energy performance data in these documents, together with other building information gathered during the assessment is held on the Scottish EPC Register and is available to authorised recipients, including organisations delivering energy efficiency and carbon reduction initiatives on behalf of the Scottish and UK governments. A range of data from all assessments undertaken in Scotland is also published periodically by the Scottish Government. Further information on these matters and on Energy Performance Certificates in general, can be found at [www.gov.scot/epc](http://www.gov.scot/epc).

### **Advice and support to improve this property**

There is support available, which could help you carry out some of the improvements recommended for this property on page 3 and stop wasting energy and money. For more information, visit [greener-scotland.org](https://www.greener-scotland.org) or contact Home Energy Scotland on 0808 808 2282.

Home Energy Scotland's independent and expert advisors can offer free and impartial advice on all aspects of energy efficiency, renewable energy and more.

**HOMEENERGYSCOTLAND.ORG**  
**0808 808 2282**  
FUNDED BY THE SCOTTISH GOVERNMENT



P A R T 4 .

# PROPERTY QUESTIONNAIRE

---

The owner of the property is required to complete this document which asks for information on the property such as 'Which council tax band?' etc.



# Property Questionnaire

Property Address

The Sheiling  
Carrbridge  
PH23 3AS

Seller(s)

Agnes Leitch

Completion date of property questionnaire

17/05/2023

Note for sellers

|                         |  |        |                                     |                         |                          |          |                          |                |                                     |           |                          |                 |                          |                 |                          |                         |  |
|-------------------------|--|--------|-------------------------------------|-------------------------|--------------------------|----------|--------------------------|----------------|-------------------------------------|-----------|--------------------------|-----------------|--------------------------|-----------------|--------------------------|-------------------------|--|
| 1.                      | <b>Length of ownership</b>   |        |                                     |                         |                          |          |                          |                |                                     |           |                          |                 |                          |                 |                          |                         |  |
|                         | <b>How long have you owned the property?</b><br>Since 1967   |        |                                     |                         |                          |          |                          |                |                                     |           |                          |                 |                          |                 |                          |                         |  |
| 2.                      | <b>Council tax</b>   |        |                                     |                         |                          |          |                          |                |                                     |           |                          |                 |                          |                 |                          |                         |  |
|                         | <b>Which Council Tax band is your property in? (Please circle)</b><br><input type="checkbox"/> A <input type="checkbox"/> B <input type="checkbox"/> C <input type="checkbox"/> D <input checked="" type="checkbox"/> E <input type="checkbox"/> F <input type="checkbox"/> G <input type="checkbox"/> H   |        |                                     |                         |                          |          |                          |                |                                     |           |                          |                 |                          |                 |                          |                         |  |
| 3.                      | <b>Parking</b>   |        |                                     |                         |                          |          |                          |                |                                     |           |                          |                 |                          |                 |                          |                         |  |
|                         | <b>What are the arrangements for parking at your property? (Please tick all that apply)</b><br><br><table> <tr> <td>Garage</td> <td><input checked="" type="checkbox"/></td> </tr> <tr> <td>Allocated parking space</td> <td><input type="checkbox"/></td> </tr> <tr> <td>Driveway</td> <td><input type="checkbox"/></td> </tr> <tr> <td>Shared parking</td> <td><input checked="" type="checkbox"/></td> </tr> <tr> <td>On street</td> <td><input type="checkbox"/></td> </tr> <tr> <td>Resident permit</td> <td><input type="checkbox"/></td> </tr> <tr> <td>Metered parking</td> <td><input type="checkbox"/></td> </tr> <tr> <td>Other (please specify):</td> <td>Shed at rear which has been used as a garage plus parking in a shared lane</td> </tr> </table> | Garage | <input checked="" type="checkbox"/> | Allocated parking space | <input type="checkbox"/> | Driveway | <input type="checkbox"/> | Shared parking | <input checked="" type="checkbox"/> | On street | <input type="checkbox"/> | Resident permit | <input type="checkbox"/> | Metered parking | <input type="checkbox"/> | Other (please specify): | Shed at rear which has been used as a garage plus parking in a shared lane |
| Garage                  | <input checked="" type="checkbox"/>  |        |                                     |                         |                          |          |                          |                |                                     |           |                          |                 |                          |                 |                          |                         |  |
| Allocated parking space | <input type="checkbox"/>   |        |                                     |                         |                          |          |                          |                |                                     |           |                          |                 |                          |                 |                          |                         |  |
| Driveway                | <input type="checkbox"/>   |        |                                     |                         |                          |          |                          |                |                                     |           |                          |                 |                          |                 |                          |                         |  |
| Shared parking          | <input checked="" type="checkbox"/>  |        |                                     |                         |                          |          |                          |                |                                     |           |                          |                 |                          |                 |                          |                         |  |
| On street               | <input type="checkbox"/>   |        |                                     |                         |                          |          |                          |                |                                     |           |                          |                 |                          |                 |                          |                         |  |
| Resident permit         | <input type="checkbox"/>   |        |                                     |                         |                          |          |                          |                |                                     |           |                          |                 |                          |                 |                          |                         |  |
| Metered parking         | <input type="checkbox"/>   |        |                                     |                         |                          |          |                          |                |                                     |           |                          |                 |                          |                 |                          |                         |  |
| Other (please specify): | Shed at rear which has been used as a garage plus parking in a shared lane   |        |                                     |                         |                          |          |                          |                |                                     |           |                          |                 |                          |                 |                          |                         |  |

|           |   |                               |
|-----------|---|-------------------------------|
| <b>4.</b> | <b>Conservation area</b>  |                               |
|           | Is your property in a designated Conservation Area (that is an area of special architectural or historical interest, the character or appearance of which it is desirable to preserve or enhance)?  | [ ]YES [x]NO<br>[ ]Don't know |
| <b>5.</b> | <b>Listed buildings</b>   |                               |
|           | Is your property a Listed Building, or contained within one (that is a building recognised and approved as being of special architectural or historical interest)?  | [ ]YES [x]NO                  |
| <b>6.</b> | <b>Alterations/additions/extensions</b>   |                               |
| a         | (i) During your time in the property, have you carried out any structural alterations, additions or extensions (for example, provision of an extra bath/shower room, toilet, or bedroom)?   | [ ]YES [x]NO                  |
|           | If you have answered yes, please describe below the changes which you have made:  |                               |
|           | (ii) Did you obtain planning permission, building warrant, completion certificate and other consents for this work?   | [ ]YES [ ]NO                  |
|           | If you have answered yes, the relevant documents will be needed by the purchaser and you should give them to your solicitor as soon as possible for checking.   |                               |
|           | If you do not have the documents yourself, please note below who has these documents and your solicitor or estate agent will arrange to obtain them:  |                               |
| b         | Have you had replacement windows, doors, patio doors or double glazing installed in your property   | [x]YES [ ]NO                  |
|           | If you have answered yes, please answer the three questions below:  |                               |
|           | (i) Were the replacements the same shape and type as the ones you replaced?   | [x]YES [ ]NO                  |
|           | (ii) Did this work involve any changes to the window or door openings?  | [ ]YES [x]NO                  |
|           | (iii) Please describe the changes made to the windows doors, or patio doors (with approximate dates when the work was completed):<br><br><i>All windows apart from porch, front sitting room and 2 skylights replaced by Fersina. Bedrooms in 1998, others in 2001. Large sitting room front window replaced in last 15 years but date unknown.</i> |                               |

|           |   |  |
|-----------|---|--|
|           | Please give any guarantees which you received for this work to your solicitor or estate agent.  |  |
| <b>7.</b> | <b>Central heating</b>  |  |
| a         | Is there a central heating system in your property? (Note: a partial central heating system is one which does not heat all the main rooms of the property - the main living room, the bedroom(s), the hall and the bathroom). | <input checked="" type="checkbox"/> YES <input type="checkbox"/> NO<br><input type="checkbox"/> Partial    |
|           | If you have answered yes or partial - what kind of central heating is there? (Examples: gas-fired, solid fuel, electric storage heating, gas warm air).<br><i>Oil</i>   |  |
|           | If you have answered yes, please answer the three questions below:  |  |
|           | (i) When was your central heating system or partial central heating system installed?<br><i>Nov 2000</i>  |  |
|           | (ii) Do you have a maintenance contract for the central heating system?   | <input type="checkbox"/> YES <input checked="" type="checkbox"/> NO  |
|           | If you have answered yes, please give details of the company with which you have a maintenance contract   |  |
|           | (iii) When was your maintenance agreement last renewed? (Please provide the month and year).  |  |
| <b>8.</b> | <b>Energy Performance Certificate</b>   |  |
|           | Does your property have an Energy Performance Certificate which is less than 10 years old?  | <input checked="" type="checkbox"/> YES <input type="checkbox"/> NO  |
| <b>9.</b> | <b>Issues that may have affected your property</b>  |  |
| a         | Has there been any storm, flood, fire or other structural damage to your property while you have owned it?  | <input type="checkbox"/> YES <input checked="" type="checkbox"/> NO  |
|           | If you have answered yes, is the damage the subject of any outstanding insurance claim?   | <input type="checkbox"/> YES <input type="checkbox"/> NO   |
| b         | Are you aware of the existence of asbestos in your property?  | <input type="checkbox"/> YES <input checked="" type="checkbox"/> NO<br><input type="checkbox"/> Don't know |
|           | If you have answered yes, please give details:  |  |
|           | <b>Services</b>   |  |

|            |   |                               |
|------------|---|-------------------------------|
| <b>10.</b> |   |                               |
| a          | Please tick which services are connected to your property and give details of the supplier:   |                               |
|            | Services  | Connected                     |
|            | Gas or liquid petroleum gas   | N                             |
|            | Water mains or private water supply   | Y                             |
|            | Electricity   | Y                             |
|            | Mains drainage  | Y                             |
|            | Telephone   | N                             |
|            | Cable TV or satellite   | N                             |
|            | Broadband   | N                             |
| b          | Is there a septic tank system at your property?   | [ ]YES [x]NO                  |
|            | If you have answered yes, please answer the two questions below:  |                               |
|            | (i) Do you have appropriate consents for the discharge from your septic tank?   | [ ]YES [ ]NO<br>[ ]Don't know |
|            | (ii) Do you have a maintenance contract for your septic tank?   | [ ]YES [ ]NO                  |
|            | If you have answered yes, please give details of the company with which you have a maintenance contract:  |                               |
| <b>11.</b> | <b>Responsibilities for shared or common areas</b>  |                               |
| a          | Are you aware of any responsibility to contribute to the cost of anything used jointly, such as the repair of a shared drive, private road, boundary, or garden area?<br>If you have answered yes, please give details:<br><i>Possibly shared lane access, will be in title deeds</i> | [x]YES [ ]NO<br>[ ]Don't know |
| b          | Is there a responsibility to contribute to repair and maintenance of the roof, common stairwell or other common areas?<br>If you have answered yes, please give details:  | [ ]YES [x]NO<br>[ ]N/A        |
| c          | Has there been any major repair or replacement of any part of the roof during the time you have owned the property?   | [ ]YES [x]NO                  |
| d          | Do you have the right to walk over any of your neighbours' property- for example to put out your rubbish bin or to maintain   | [ ]YES [x]NO                  |



|            |   |                               |
|------------|---|-------------------------------|
|            | your boundaries?<br>If you have answered yes, please give details:  |                               |
| e          | As far as you are aware, do any of your neighbours have the right to walk over your property, for example to put out their rubbish bin or to maintain their boundaries?<br>If you have answered yes, please give details:   | [ ]YES [x]NO                  |
| f          | As far as you are aware, is there a public right of way across any part of your property? (public right of way is a way over which the public has a right to pass, whether or not the land is privately owned.)<br>If you have answered yes, please give details: | [ ]YES [x]NO                  |
| <b>12.</b> | <b>Charges associated with your property</b>  |                               |
| a          | Is there a factor or property manager for your property? If you have answered yes, please provide the name and address, and give details of any deposit held and approximate charges:   | [ ]YES [x]NO                  |
| b          | Is there a common buildings insurance policy?   | [ ]YES [x]NO<br>[ ]Don't know |
|            | If you have answered yes, is the cost of the insurance included in your monthly/annual factors charges?   |                               |
| c          | Please give details of any other charges you have to pay on a regular basis for the upkeep of common areas or repair works, for example to a residents' association, or maintenance or stair fund.<br><br><i>None</i>   |                               |
| <b>13.</b> | <b>Specialist works</b>   |                               |
| a          | As far as you are aware, has treatment of dry rot, wet rot, damp or any other specialist work ever been carried out to your property?   | [ ]YES [x]NO                  |
|            | If you have answered yes, please say what the repairs were for, whether you carried out the repairs (and when) or if they were done before you bought the property.   |                               |
| b          | As far as you are aware, has any preventative work for dry rot, wet rot, or damp ever been carried out to your property?  | [ ]YES [x]NO                  |
|            | If you have answered yes, please give details:  |                               |
| c          | If you have answered yes to 13(a) or (b), do you have any guarantees relating to this work?   | [ ]YES [ ]NO                  |
|            | If you have answered yes, these guarantees will be needed by  |                               |

|  |   |  |
|--|---|--|
|  | the purchaser and should be given to your solicitor as soon as possible for checking. If you do not have them yourself please write below who has these documents and your solicitor or estate agent will arrange for them to be obtained. You will also need to provide a description of the work carried out. This may be shown in the original estimate. Guarantees are held by: |  |
|--|---|--|

|            |   |   |
|------------|---|---|
| <b>14.</b> | <b>Guarantees</b>   |   |
| a          | Are there any guarantees or warranties for any of the following:  |   |
| (i)        | Electrical work   | <input checked="" type="checkbox"/> NO <input type="checkbox"/> YES <input type="checkbox"/> Don't know <input type="checkbox"/> With title deeds <input type="checkbox"/> Lost |
| (ii)       | Roofing   | <input checked="" type="checkbox"/> NO <input type="checkbox"/> YES <input type="checkbox"/> Don't know <input type="checkbox"/> With title deeds <input type="checkbox"/> Lost |
| (iii)      | Central heating   | <input checked="" type="checkbox"/> NO <input type="checkbox"/> YES <input type="checkbox"/> Don't know <input type="checkbox"/> With title deeds <input type="checkbox"/> Lost |
| (iv)       | National House Building Council(NHBC)   | <input checked="" type="checkbox"/> NO <input type="checkbox"/> YES <input type="checkbox"/> Don't know <input type="checkbox"/> With title deeds <input type="checkbox"/> Lost |
| (v)        | Damp course   | <input checked="" type="checkbox"/> NO <input type="checkbox"/> YES <input type="checkbox"/> Don't know <input type="checkbox"/> With title deeds <input type="checkbox"/> Lost |
| (vi)       | Any other work or installations? (for example, cavity wall insulation, underpinning, indemnity policy)                                  | <input checked="" type="checkbox"/> NO <input type="checkbox"/> YES <input type="checkbox"/> Don't know <input type="checkbox"/> With title deeds <input type="checkbox"/> Lost |
| b          | If you have answered 'yes' or 'with title deeds', please give details of the work or installations to which the guarantee(s) relate(s): |   |
| c          | Are there any outstanding claims under any of the guarantees listed above?  | <input type="checkbox"/> YES <input checked="" type="checkbox"/> NO   |
|            | If you have answered yes, please give details:  |   |

|            |   |  |
|------------|---|--|
| <b>15.</b> | <b>Boundaries</b>   |  |
|            | So far as you are aware, has any boundary of your property been moved in the last 10 years? | <input type="checkbox"/> YES <input checked="" type="checkbox"/> NO<br><input type="checkbox"/> Don't know |
|            | If you have answered yes, please give details:  |  |
|            | <b>Notices that affect your property</b>  |  |

|  |   |              |
|--|---|--------------|
| 16.  |   |              |
| In the past three years have you ever received a notice: |   |              |
| a  | advising that the owner of a neighbouring property has made a planning application?   | [ ]YES [x]NO |
| b  | that affects your property in some other way?   | [ ]YES [x]NO |
| c  | that requires you to do any maintenance, repairs or improvements to your property?  | [ ]YES [x]NO |
|  | If you have answered yes to any of a-c above, please give the notices to your solicitor or estate agent, including any notices which arrive at any time before the date of entry of the purchaser of your property. |              |

|  |  |
|--|--|
| <b>Declaration by the seller(s)/or other authorised body or person(s) I/We confirm that the information in this form is true and correct to the best of my/our knowledge and belief.</b> |  |
| Signature(s):  | Gillian Gordon                                   |
| Capacity:  | [ ]Owner<br>[x]Legally Appointed Agent for Owner |
| Date:  | 17/05/2023                                       |